



1 Trevalsa Court SALISBURY HEIGHTS SA

3 1 1

At Edge Realty we are committed to the health and well-being of our team, their families and our wider community. Please see the below steps in order to apply and view the property.

Step 1

Please view the photos, floorplan, and digital 360 tour (if available) prior to submitting an application.

Step 2

To apply for this property please go to www.tenantoptions.com.au.

Step 3

If you are successfully pre-approved you will be contacted to arrange a private viewing of the property, this process can take up to 3 business days.

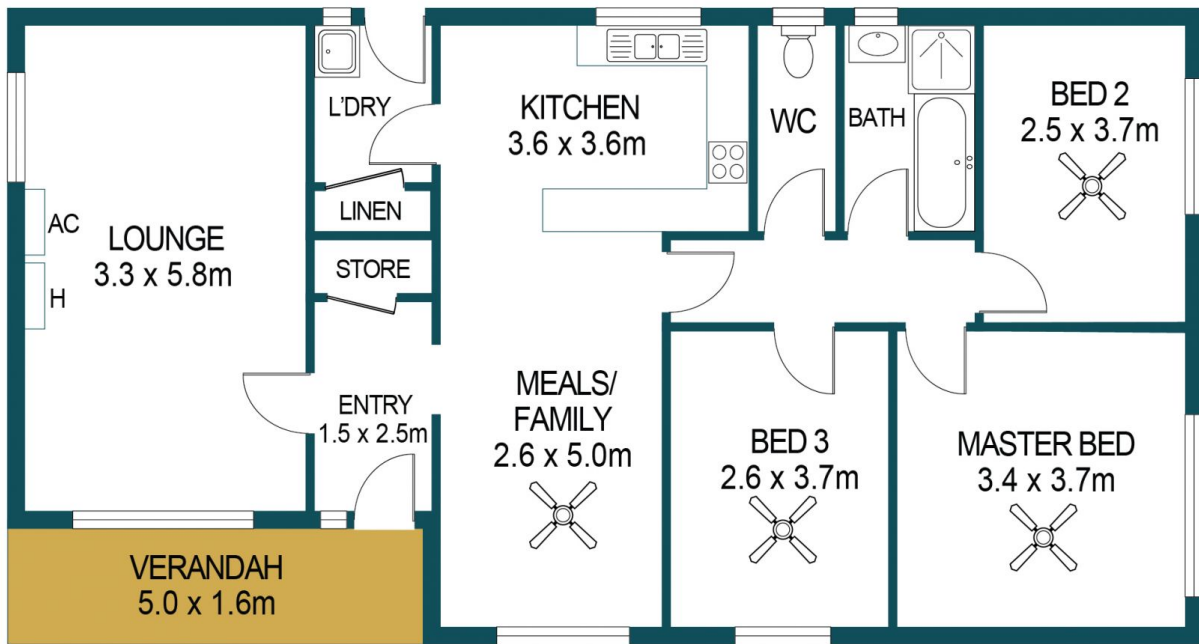
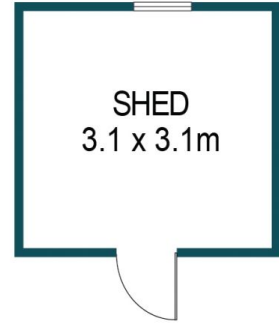
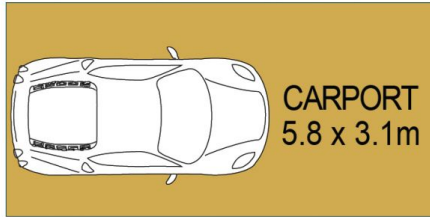
Building Size : 130 sqm
Land Size : 561 sqm
View : <https://www.edgerealty.com.au/lease/sa/north-north-east-suburbs/salisbury-heights/residential/house/6483016>



Emma Robinson
0497999951



Brooke McNicholl



APPROXIMATE DIMENSIONS	
LIVING:	95.4m ²
CARPORT:	17.9m ²
SHED:	9.6m ²
VERANDAH:	8.0m ²
TOTAL:	130.9m ²

1 TREVALSA COURT, SALISBURY HEIGHTS

DISCLAIMER

PLANS SHOWN ARE FOR MARKETING PURPOSES ONLY, ALL DIMENSIONS ARE APPROXIMATE AND NOT TO SCALE. THEY ARE SUBJECT TO ERRORS AND INACCURACIES AND NO LIABILITY WILL BE ACCEPTED. INTERESTED PARTIES SHOULD MAKE THEIR OWN ENQUIRIES.



IMAGES AND FLOORPLAN BY:
IN-HOUSE
IMAGING
inhouseimaging.com.au